



Manor Crescent, Hornchurch, RM11 2EH

Offers In Excess Of £1,100,000



**** STUNNING DOUBLE-FRONTED HOUSE WITH AMPLE OFF-STREET PARKING CLOSE TO GIDEA PARK STATION. EXCELLENT CONDITION THROUGHOUT. OVER 2500 SQ FT ****

OC Homes are delighted to present to the sales market, this truly stunning five-bedroom, double-fronted, detached family home located on Manor Crescent, Hornchurch, RM11. The property has been fully renovated by the current owners in the last few years and boasts over 2500 sq ft of internal accommodation. It is ideally located within walking distance to Gidea Park Station (Elizabeth Line) and is ideal for multi-generational living, with an abundance of living space.

The property has been a much-loved family home and was extended to the rear with a double-side extension in 2020, creating a rarely available property with huge living space on both floors. It is the perfect family home on a sought-after cul-de-sac with further potential to convert the sizeable loft if desired. Accommodation comprises; Ground floor - entrance hallway, two reception rooms on either side of the hallway, an incredibly bright and spacious kitchen/diner with modern fittings throughout, which leads out to a picturesque private garden with side return providing access from the front. The first floor boasts five bedrooms (two with en-suites), and a family bathroom. The rooms are superb sizes, and can easily be converted into a 6 bed. as well as access to a loft space which can be converted into a further bedroom or two with a bathroom (STPP).

Externally there is a well-maintained garden to the rear with side access, and off-street parking to the front for multiple cars. The property is situated ideally for easy access into London with a choice of transport links and also boasts many local amenities including shops, restaurants, gyms and green spaces all within easy reach. To arrange a viewing exclusively through OC Homes, please call the sales team now.

- OVER 2500 SQ FT
- 5/6 BEDROOM DETACHED HOUSE
- AMPLE OFF STREET PARKING
- LOTS OF LOCAL AMENITIES
- DOUBLE FRONTED HOME
- EXCELLENT TRANSPORT LINKS
- STUNNING FINISH THROUGHOUT
- IDEAL FAMILY HOME

Viewing

Please contact our OC Homes Gidea Park Office on 01708989888 if you wish to arrange a viewing appointment for this property or require further information.





Manor Crescent, Hornchurch, RM11

GROSS INTERNAL AREA
232.5 sq m / 2502 sq ft



GROSS INTERNAL AREA (GIA)
232.5 sq m / 2502 sq ft


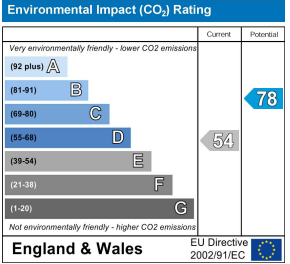
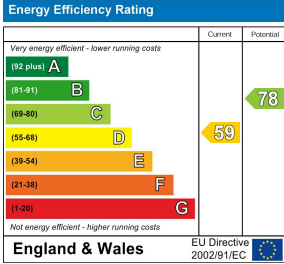
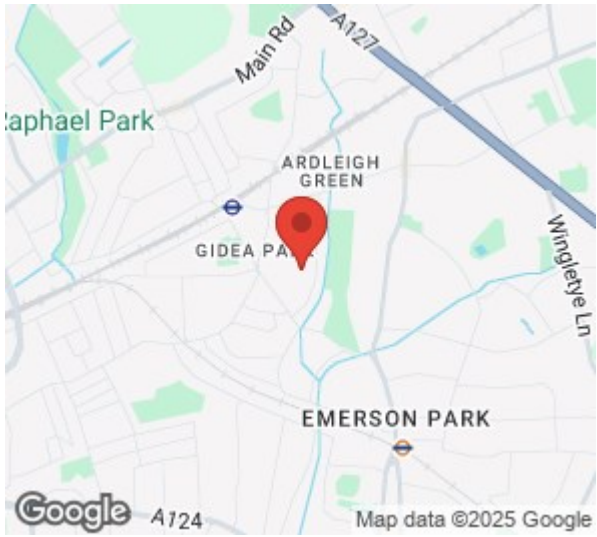
TOTAL STORAGE SPACE
9.8 sq m / 105 sq ft

EXTERNAL STRUCTURAL FEATURES
Garden, Balcony, Terrace, etc.
256.6 sq m / 2762 sq ft

RESTRICTED HEAD HEIGHT
Limited use areas under 1.5m
0.0sq m / 0.0 sq ft

Disclaimer: Floorplan measurements are approximate and are for illustrative purposes only. While we do not doubt the floorplan accuracy and completeness, you or your advisors should conduct a careful, independent investigation of the property in respect of monetary valuation.

Maison
VUE



These particulars, whilst believed to be accurate are set out as a general outline only for guidance and do not constitute any part of an offer or contract. Intending purchasers should not rely on them as statements of representation of fact, but must satisfy themselves by inspection or otherwise as to their accuracy. No person in this firm's employment has the authority to make or give any representation or warranty in respect of the property.



164 Balgore Lane, Gidea Park, Essex, RM2 6BS
t. 01708989888 | e. hello@ochomes.co.uk
w. oneclickhomes.co.uk